

# Speed Kit Lesson 3

## Turbo and Cruise

Name: \_\_\_\_\_

Date: \_\_\_\_\_

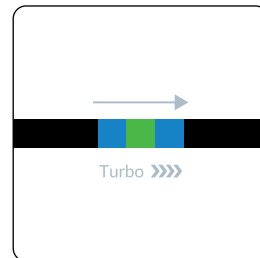
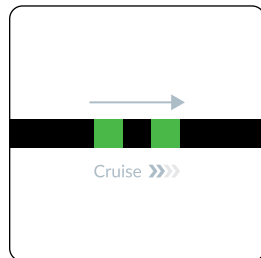
Draw something that goes  
**MEDIUM SPEED**





Draw something that goes  
**VERY FAST**



Color Codes can program Ozobot to go these speeds too. Medium Speed is called Cruise and the Color Code is green, black, green. Very fast is called Turbo and the Color Code is blue, green, blue.



Cut out the drawings above, wrap them each around an Ozobot and secure with a piece of tape. Build the tracks below with the Color Code Magnets, using the Cruise Code for one track and the Turbo Code for the other. Run the bot with the Medium Speed costume on the first pathway. Run the bot with the Very Fast costume on the second pathway. Discuss the differences in speed.



# Speed Kit Lesson 3

## Turbo and Cruise

Name: \_\_\_\_\_

Date: \_\_\_\_\_


Draw something that goes  
**MEDIUM SPEED**



Draw something that goes  
**VERY FAST**



Draw something that goes  
**MEDIUM SPEED**



Draw something that goes  
**VERY FAST**



Draw something that goes  
**MEDIUM SPEED**



Draw something that goes  
**VERY FAST**

